

# A Bibliometric Analysis of the Literature on Information Literacy

정보활용능력 주제영역의 계량분석 연구

Myung-Kyu Park\*

Heejung Kim\*\*

## ABSTRACT

This paper aims to find out the kinds of sub-topics that were researched in relation to Information Literacy (IL). The text mining method was applied to the articles with 'information literacy' in the fields of the descriptor, title and abstract in the LISA Database. Also, out of 214 journals that published these articles, those with the top ten highest frequencies were listed and analyzed. Research results show that 908 articles on information literacy were published in 214 journals and 'User training' and 'Students' were major descriptors in the sub-topic area of information literacy. Also, *Reference Services Review* and *The Journal of Academic Librarianship* are two key journals in IL research as they have the highest frequency of related articles and have shown increasing trends.

## 초 록

본 논문은 정보활용능력과 관련된 연구의 세부 주제영역을 분석해내고자 하는 데에 그 목적이 있다. 이를 위하여 LISA 데이터베이스에서 디스크립터, 표제 그리고 초록에 'information literacy'가 포함된 논문들을 대상으로 텍스트마이닝 기법을 적용하였다. 분석 대상이 된 논문들은 총 908건이었고, 이 논문들을 게재한 학술지는 총 214개였는데, 이 중 상위 10개 고빈도 학술지를 대상으로 한 분석도 수행하였다. 연구결과 'information literacy' 연구영역의 하위 주제 영역의 주요 주제어들은 'User training'과 'Students'였다. 또한 'information literacy' 주제영역과 가장 밀접한 학술지는 *Reference Services Review*와 *The Journal of Academic Librarianship*으로 나타났다.

Keywords: bibliometric analysis, text mining, descriptor analysis, journal analysis, information literacy  
계량분석, 텍스트마이닝, 디스크립터분석, 학술지분석, 정보활용능력

---

\* Professor, Graduate School of Education, Yonsei University(parkmk@yonsei.ac.kr)

\*\* Director of Library & Information Services, International Vaccine Institute(heejung@ivi.int)

▪ Received : 16 May 2011    ▪ Revised : 24 May 2011    ▪ Accepted : 13 June 2011

▪ Journal of the Korean Society for Information Management, 28(2): 53-63, 2011.

[DOI:10.3743/KOSIM.2011.28.2.053]

## 1. Introduction

Since Paul Zurkowski (1974) introduced the concept of 'information literacy' in 1974, Information Literacy (IL) has been defined and explored by various organizations and researchers to date. As described in the Alexandria Proclamation of 2005, IL is essential for individuals to achieve personal, social, occupational and educational goals (Garner 2005). Therefore IL has been recognized as a core literacy for the twenty-first century and the number of publications related to IL has grown phenomenally over the last thirty years (Garner 2005). While a body of literature on IL has developed, the nature and growth of IL research has been studied by a number of researchers in the field. First, Bruce (2000) reviewed the history of IL research and identified four phases that represent patterns and general developments of the IL research field. She described the first phase (1980s) as precursors, the following phase (1990-95) as the experimental phase, the third phase (1995-99) as the exploratory phase, and the fourth phase (2000- ) as the evolving phase (Bruce 2000).

In addition, selected bibliographies on library instruction and IL have been provided by authors such as H. Rader (2002). She reviewed more than 5000 publications related to library user instruction and IL and then listed selective publications (Rader 2002).

Her study, however, lacked any statistical analysis of the trends. Johnson and others provided a selected bibliography on IL with annotations (Johnson and

Jent 2007; Johnson et al. 2009). Major sources well known in the school library media field have also been reviewed and the importance of context has been highlighted to underscore the complexity of IL (Loertscher and Woolls 2002; Lloyd and Williamson 2008).

But an objective analysis of research trends in a completely statistical manner which would reveal certain patterns in this area of study is comparatively meager.

Edwards (1994) analyzed the journal literature on bibliography instruction for the years of 1977 to 1991 to find that 29.9 percent of the articles in her study were research based, and the effectiveness of instruction was the leading topic of research articles.

Crawford and Feldt (2007) examined the literature on instruction in academic libraries. Aharony (2010) reviewed the different publications dealing with information literacy and the emerging trends reflected from 1999 to 2009 in *the Web of Science* (WOS) database.

However, techniques of bibliometric analysis have rarely been utilized to investigate IL research.

This research examined the literature on IL to find out the research trends in publications using the text mining method. Research questions for this study were as follows:

1. What kinds of sub-topics were researched in relation to IL and which sub-topics were most prevalent?
2. Which journals were leading the research on IL and what kind of trends in publication were displayed over time?

## 2. Data Collection and Methodologies

The steps for selecting a data collection and research procedure are as follows:

1. Identify the articles with ‘information literacy’ in the fields of the descriptor, title and abstract in the LISA Database.
2. Formulate keywords by stemming and removing stop words from titles, descriptors, abstracts.
3. Apply the log TF X IDF formula to the frequency of each keyword and produce a weight (Salton and McGill 1983).
4. Extract the controlled descriptors assigned to each article in the LISA.
5. Draw a Cosine similarity matrix of descriptors, based on the matrix of the weighted keywords and descriptors.
6. Produce the PFnet results and map, based on the Cosine similarity matrix of descriptors.

The LISA Database provided an ideal database for this study due to its comprehensiveness in the library and information science field. The availability of abstracts and descriptors for most articles was also an advantage. The details of the data are as follows:

The 908 articles that were retrieved were published between 1991 and 2009 even though no year limitations were included in the retrieval formula, and the results for 2009 were incomplete at the time of retrieval. The descriptor ‘information literacy’ alone was used in the search, even though the authors are fully aware that the exclusion of bibliographic instruction and library instruction preclude finding many articles on the same topic.

## 3. Data Analysis

### 3.1 Descriptor Analysis

The results from the analysis explained above showed that a total of 3495 keywords and 745 controlled descriptors were extracted from the 908 articles. ‘*User training*’ was the descriptor with the highest number of occurrences (appearing 310 times) after excluding proper nouns, country names, geographical names, as well as information literacy. The 52 descriptors of that occurred nine or more times from 1991 to 2009 were analyzed for the study and the descriptors and their number of occurrences are as shown in table 2. The descriptors with the highest number of occurrences were ‘*User training*’ followed by ‘*Univer-*

<Table 1> Data Collection

Retrieved DB	Accessed date	retrieval formula	Retrieved results	Years
LISA	Oct 12 2009	DE = (information literacy) and TI = (information literacy) and AB = (information literacy)	908 articles	1991 ~ 2009

〈Table 2〉 Descriptors with High Frequency (9 and more) and Their Frequency

User training	310	World Wide Web	32	Librarians	17	Librarianship	11
University libraries*	188	Cooperation	30	Universities*	17	Schools*	11
Students*	169	Public libraries	30	Web 2.0	17	Secondary schools*	11
Academic libraries*	112	Surveys	28	Assessment	16	Teaching*	11
Users	85	Education*	25	College libraries*	16	Bibliographies	10
Higher education*	55	Computer assisted instruction*	24	Curriculum development*	15	Community college libraries*	10
Libraries	54	Collaboration	22	Library staff	15	Education activities*	10
Distance learning*	46	Research	21	Lifelong learning	15	Information society concept	10
Curricula*	45	Teaching methods*	20	Competencies	13	Models	10
Faculty*	45	Information technology	19	Information seeking behaviour	13	Online information retrieval	10
Evaluation	35	Teachers*	19	Critical thinking	12	School children*	9
School libraries*	33	User surveys	19	Electronic media	12	Teacher training*	9
Standards	33	Internet	18	Information work	12	Web sites	9

*sity libraries*’, ‘*Students*’ and ‘*Academic libraries*.’

It also shows that 22 out of 52 descriptors are directly related to school and higher education and they are marked with an asterisk. Of particular note is that ‘*University libraries*’, ‘*Academic libraries*’, ‘*College libraries*’, and ‘*Community college libraries*’ appeared a total of 326 times. This shows that IL research has been predominantly in the educational sector, especially the academic library context.

The Nearest Neighbour Cluster program was applied to the results from the PathFinder Network for grouping appropriate clusters and the visual map was drawn using Pajek software (Lee 2006; Kim and Lee 2008).

As shown in Figure 1, 52 descriptors were depicted in five major clusters. First, Cluster A occupied the largest portion in the map, and the networks were formed around two hubs, ‘*User training*’ and ‘*Stud-*

*ents*.’ ‘*User training*’ was identified as an especially core landmark node here and connected to the other major node. Sub-topics of *Students*, *Curricula*, *Libraries*, *Academic libraries*, and *Higher education* in one cluster, and *Computer assisted instruction* in Cluster E were derived from *User training*. *Curricula* was linked to *Universities* and *Schools* after *Education*. *Public libraries*, *School libraries* and *Education activities* were centered around *Libraries*, with *School children* especially connected to *Public libraries*. *Academic libraries* was linked to *Evaluation* and *Assessment*. *Higher education* was linked to *Lifelong learning* and *Information society concept* as well as *Standards* in Cluster D. The other ten descriptors were linked to *User training* as a single node.

This map shows that topics on user training have been explored actively and make up the majority of the available material. Cluster D, which included



〈Table 3〉 Journals with High Occurrences and Their Frequency

Journal Name	91	92	93	94	95	96	97	98	99	00	01	02	03	04	05	06	07	08	09	Total
Reference Services Review						1	1	4	1	2	1	4	10	4	6	12	5	7	1	59
The Journal of Academic Librarianship							1			1	1	4	2	4	7	3	7	5	4	39
Research Strategies		1			1	1	3			1	9		5	3	3					27
College & Research Librarians News				1				3	3	2	4		4		3	1	2	3		26
Library Review													7	1	9	3			2	22
portal: Libraries and the Academy											2	1	2	2	3	2	5	3	2	22
Journal of Library Administration												13		1		2		3	2	21
College & Research Libraries				1		1			1		2	2	1	1	1	2	2	3	3	20
Journal of Librarianship and Information Science													1		1	1	3	5	4	16
Australian Academic and Research Libraries				1		1			1	1	3	2	4	2						15
Library + Information Update												1	2		2	5	3	2		15

The third group had irregular occurrences without any pattern. 2009 data was excluded because of its incompleteness. These three groups were depicted as follows.

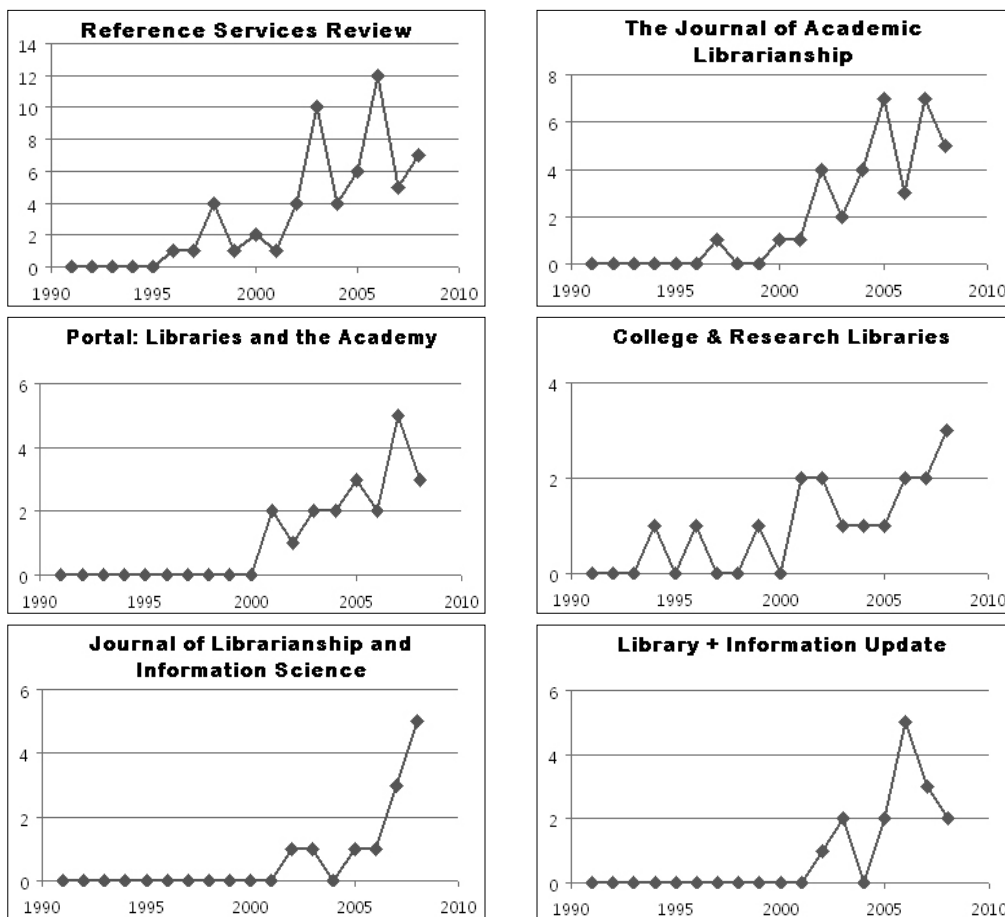
3.2.1 Journal group with consistent increase in frequency

*Reference Services Review* and *the Journal of Academic Librarianship* had the highest and second highest number of occurrences, respectively, and both

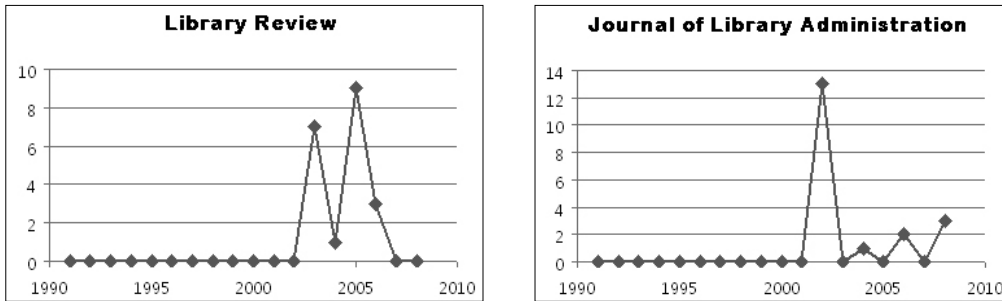
journals had a consistent increase in frequency. Six journals out of the eleven highest journals showed the same pattern, including *Portal: Libraries and the Academy*, *College & Research Libraries*, *Journal of Librarianship and Information Science*, and *Library + Information Update*.

3.2.2 Journal group with abrupt high frequency period

Two journals were identified in this group: *Library*



<Figure 2> Journal Group One

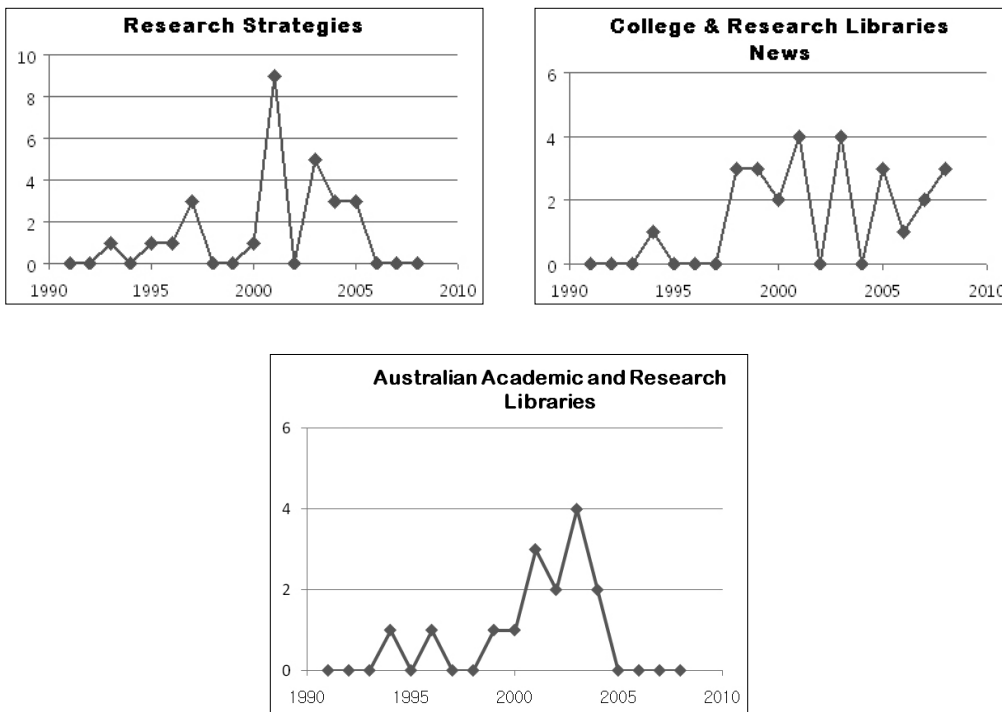


<Figure 3> Journal Group Two

*Review* and *Journal of Library Administration*. These two journals were not very active in information literacy research in general, but during a specific time period, they published many articles on the topic.

### 3.2.3 Journal group with irregular frequency

Three journals were identified in this journal group: *Research Strategies*, *College & Research Libraries News*, and *Australian Academic and Research*



<Figure 4> Journal Group Three

〈Table 4〉 Regression coefficient after 2000

Journal Name	Regression coefficient (after 2000)
Reference Services Review	0.733
The Journal of Academic Librarianship	0.617
Journal of Librarianship and Information Science	0.483
Library + Information Update	0.417
portal: Libraries and the Academy	0.400
College & Research Libraries	0.200
Library Review	0.133
College & Research Libraries News	-0.017
Journal of Library Administration	-0.167
Australian Academic and Research Libraries	-0.350
Research Strategies	-0.550

*Libraries*. These journals had no patterns in dealing with research on information literacy in this time period.

That is, they have continuously published articles on information literacy, but not increasingly over time nor intensively during a certain time period.

Regression analysis was performed to identify the trend line of these journals' frequency of occurrences by time series. For this study, data from 2000 to 2009 were analyzed because the frequency of the journals before 2000 was low enough to exclude.

The results from the regression analysis are found in Table 4.

As we can see in Table 4, the top two journals increased dramatically. It shows that the seven journals with positive regression coefficients published the articles on information literacy with increasing frequency and the four journals with negative regression coefficients published with decreasing frequency from 2000 to 2008.

#### 4. Discussion and Conclusion

In this study, the LISA database was retrieved to identify the research trends in information literacy over time. A total of 908 articles were selected from the retrieval and they were analyzed using the text mining method. An analysis of the Descriptor Profiling Map showed that 'User training' and 'Students' were major descriptors in the sub-topic area of information literacy. User training was connected to school libraries, public libraries, academic libraries, education and computer assisted instruction.

Research topics on students were related to university libraries, faculty, collaboration, cooperation, and teachers, secondary schools, teacher training.

It was found that 908 articles were published in 214 journals, and eleven journals were listed as the top ten highest ranking journals that contributed to IL research. These journals were grouped into three groups. The first group included six journals that tended to increase steadily. The second group with

two journals had abruptly high frequency during a certain period of time, and the last group had three journals that failed to show any patterns. From the regression analysis, seven journals out of eleven journals had performed research on information literacy increasingly, and four journals decreased from 2000 to 2008. *Reference Services Review* and *The Journal of Academic Librarianship* are two key journals in IL research as they have the highest frequency of related articles and have shown increasing trends.

In conclusion, over many years, research on information literacy has covered a wide swath of topics and has become greatly comprehensive. The descrip-

tors found in this study to appear most frequently in articles related to IL research confirms previous suggestions that this area of study has focused mostly on higher education, school libraries, and on the education sector in general. As Bruce (2000) mentioned, interest in workplace-based research on IL began to emerge in 1995-1999 era, but this study confirms that it is still scarce. This shows that there is a need to expand research territory of IL into areas beyond education into information literacy instruction for the diverse population in communities, in the work place, and other contexts.

## References

- Aharony, Noa. 2010. "Information literacy in the professional literature: an exploratory analysis." *Aslib Proceedings*, 62(3): 261-282.
- Bruce, Christine. 2000. "Information literacy research: Dimensions of the emerging collective consciousness." *Australian Academic & Research Libraries*, 31(2): 91-109.
- Crawford, Gregory and Jessica Feldt. 2007. "An analysis of the literature on instruction in academic libraries." *Reference & User Services Quarterly*, 46(3): 77-88.
- Edwards, Sherri. 1994. "Bibliographic instruction research: An analysis of the journal literature from 1977 to 1991." *Research Strategies*, 12(2): 68-78.
- Garner, Sarah. *High-Level Colloquium on Information Literacy and Lifelong Learning*. Bibliotheca Alexandrina, November 6-9, 2005. [cited 2010.5.1]. <<http://archive.ifla.org/III/wsis/High-Level-Colloquium.pdf>>.
- Johnson, Anna and Sarah Jent. 2007. "Library instruction and information literacy - 2005." *Reference Services Review*, 35(1): 137-186.
- Johnson, Anna, et al. 2009. "Library instruction and information literacy, 2008." *Reference Services Review*, 37(4): 463-553.
- Kim, Heejung and Jae Yun Lee. 2008. "Exploring the emerging intellectual structure of archival studies using text mining: 2001-2004." *Journal*

- of Information Science*, 34(3): 356-369.
- Lee, Jae Yun. 2006. "A novel clustering method for examining and analyzing the intellectual structure of a scholarly field." *Journal of the Korean Society for Information Management*, 23(4): 215-231.
- Lloyd, Anne and Kirsty Williamson. 2008. "Towards an understanding of information literacy in context: Implications for research." *Journal of Librarianship and Information Science*, 40(1): 3-12.
- Loertscher, David and Blanche Woolls. 2002. *Information Literacy: a Review of the Research*. San Jose: Hi Willow Publishing.
- Rader, Hannelore. 2002. "Information literacy 1973-2002: A selected literature review." *Library Trends*, 51(2): 242-259.
- Salton, Gerald and Michael McGill. 1983. *Introduction to Modern Information Retrieval*. New York: McGraw Hill.
- Seo, Man-Deok and Young-Joon Nam. 2010. "A research on the trend of quantitative research through the analysis of Master's and Doctoral Dissertations of information literacy." *Journal of the Korean Society for Information Management*, 27(4): 309-328.
- Zurkowski, Paul. 1974. *The Information Service Environment Relationships and Priorities*. Washington DC: National Commission on Libraries and Information Sciences.

